

## ORIGINAL RESEARCH

# Psychological factors of diet quality among rural populations of Latin America during the COVID-19 pandemic: a cross-sectional study

### AUTHORS



Samuel Durán-Agüero<sup>1</sup> PhD, Associate Professor



María Fernanda Vinueza-Veloz<sup>2</sup> PhD



Gabriel González-Medina<sup>3</sup> MSc, PhD Student



Valeria Carpio-Arias<sup>4</sup> PhD, Professor



Israel Ríos-Castillo<sup>5</sup> PhD



Brian M Cavagnari<sup>6</sup> PhD, Associate Professor



Edna J Nava-González<sup>7</sup> PhD, Professor



Saby Camacho-López<sup>8</sup> PhD, Director



Karla Cordon-Arrivillaga<sup>9</sup> MA, Associate Professor



Beatriz Núñez-Martínez<sup>10</sup> PhD, Professor



Eliana Romina Meza-Miranda<sup>11</sup> PhD, Professor



Alfonsina Ortíz<sup>12</sup> MSc, Associate Professor



Patricio Pérez-Armijo<sup>13</sup> MSc, PhD Student



John Jairo Bejarano-Roncancio<sup>14</sup> MSc, Associate Professor



Sonia Ivankovich-Guillén<sup>15</sup>  
MSc, Vice President



Saby Mauricio-Alza<sup>16</sup> PhD, Director of Nutrition and Dietetics



Leslie Landaeta-Díaz<sup>17</sup> PhD, Senior Lecturer \*

## CORRESPONDENCE

\*Dr Leslie Landaeta-Díaz [llandaeta@udla.cl](mailto:llandaeta@udla.cl)

## AFFILIATIONS

<sup>1</sup> Escuela de Nutrición y Dietética, Facultad de Ciencias para el Cuidado de la Salud, Universidad San Sebastián, Los Leones, Chile

<sup>2</sup> Escuela de Medicina, Facultad de Salud Pública, Escuela Superior Politécnica de Chimborazo, Riobamba, Ecuador; and Department of Neuroscience, Erasmus University Rotterdam, Rotterdam, The Netherlands

<sup>3</sup> Escuela de Medicina, Departamento de Salud Pública, Pontificia Universidad Católica de Chile, Santiago, Chile

<sup>4</sup> Grupo de Investigación en Alimentación y Nutrición Humana (GIANH), Facultad de Salud Pública, Escuela Superior Politécnica de Chimborazo, Riobamba, Ecuador

<sup>5</sup> Organización de las Naciones Unidas para la Alimentación y la Agricultura (FAO), Oficina Subregional de la FAO para Mesoamérica, Ciudad de Panamá, Panamá

<sup>6</sup> Escuela de Nutrición, Facultad de Ciencias Médicas, Pontificia Universidad Católica Argentina, Av. Alicia Moreau de Justo 1300, C1107AFB CABA, Argentina

<sup>7</sup> Facultad de Salud Pública y Nutrición, Universidad Autónoma de Nuevo León, Monterrey, Nuevo León, México

<sup>8</sup> Nutrir México, Ciudad de México, México

<sup>9</sup> Unidad de Investigación en Seguridad Alimentaria y Nutricional (UNISAN), Escuela de Nutrición, Facultad de Ciencias Químicas y Farmacia, Universidad de San Carlos de Guatemala, Guatemala

<sup>10</sup> Universidad Autónoma de Asunción, Paraguay

<sup>11</sup> Centro Multidisciplinario de Investigaciones Tecnológicas, Departamento de Biotecnología, Universidad Nacional de Asunción, Paraguay

<sup>12</sup> Departamento de Nutrición, Facultad de Ciencias de la Salud, Universidad Católica del Uruguay, Uruguay

<sup>13</sup> Departamento de Medicina Preventiva y Salud Pública, Facultad de Farmacia, Universidad del País Vasco UPV/EHU, 01006 Vitoria-Gasteiz, Álava, España

<sup>14</sup> Departamento de Nutrición Humana, Facultad de Medicina, Universidad Nacional de Colombia, Sede Bogotá, Colombia

<sup>15</sup> ACDYN Asociación Costarricense de Dietistas y Nutricionistas, Costa Rica

<sup>16</sup> Universidad Privada Norbert Wiener, Lima, Perú

<sup>17</sup> Facultad de Salud y Ciencias Sociales, Escuela de Nutrición y Dietética, Universidad de Las Américas, Chile

## PUBLISHED

9 March 2022 Volume 22 Issue 1

## HISTORY

RECEIVED: 20 May 2021

REVISED: 18 November 2021

## CITATION

Durán-Agüero S, Vinuesa-Veloz MF, González-Medina G, Carpio-Arias V, Ríos-Castillo I, Cavagnari BM, Nava-González EJ, Camacho-López S, Cordón-Arrivillaga K, Núñez-Martínez B, Meza-Miranda ER, Ortíz A, Pérez-Armijo P, Bejarano-Roncancio JJ, Ivankovich-Guillén S, Mauricio-Alza S, Landaeta-Díaz L. Psychological factors of diet quality among rural populations of Latin America during the COVID-19 pandemic: a cross-sectional study. *Rural and Remote Health* 2022; 22: 6909. <https://doi.org/10.22605/RRH6909>

This work is licensed under a Creative Commons Attribution 4.0 International Licence

## ABSTRACT:

**Introduction:** This study aimed to determine the relationship between symptoms of anxiety and/or anhedonia (inability to feel pleasure) and diet quality during confinement due to COVID-19 in rural populations in Latin America.

**Methods:** This was a multicentric, cross-sectional study. An online survey was applied, which included the Beck Anxiety Inventory, Snaith–Hamilton Pleasure Scale for assessing the presence of anhedonia, the Food Intake Questionnaire and sociodemographic questions.

**Results:** The study included 10 552 people from 11 countries; 708 participants were living in rural areas. More than half of the

**Keywords:**

anxiety levels, COVID-19, food intake, Latin America, mental health.

participants were quarantined at the time of the survey. Diet quality was inversely associated with anhedonia ( $p < 0.001$ ) and anxiety ( $p = 0.003$ ). In addition, a healthier diet was associated with being female ( $p = 0.030$ ), having a higher level of education ( $p = 0.008$ ) and country of residence ( $p = 0.001$ ).

**Conclusion:** Among the rural population during the COVID pandemic, this study found a worse diet quality was associated with symptoms of anhedonia and anxiety, as well as lower level of education and being male. Proposals to improve the quality of the diet could include interventions aimed at people's mental health.

## FULL ARTICLE:

### Introduction

The current SARS-CoV-2 coronavirus epidemic (COVID-19) and the confinement strategies aiming to stop the spread of the virus, are severely disrupting physical activity<sup>1</sup>, mental health<sup>2</sup>, diet<sup>3</sup> and economies<sup>4</sup> globally. The catastrophic effects of COVID-19 on employment, working hours and incomes are as evident in Latin America as they are throughout the world. During the three first quarters of 2020, the estimated decline in working hours was 20.9%, while employment incomes decreased by 19.3%<sup>5</sup>.

The most affected groups have been those that, due to the type of their work, cannot telework, and rural areas cannot escape this difficult reality. The rural population from Latin American countries would reach 120.6 million people, representing 18.5% of the total population<sup>6</sup>. Among rural workers, 76.2% are subject to informal labor conditions and employed in very low productivity economic units<sup>5</sup>. This informality, together with the stress associated with confinement, the difficulty selling products produced in the countryside, among other financial problems<sup>7</sup>, may negatively affect aspects such as psychological condition, eating habits and body weight gain among Latin American rural populations.

It is also known that mental health influences people's diet and vice-versa<sup>8-10</sup>. For example, it has been observed that stress is associated with a decrease in diet quality and that high-fat diets induce anxiety, anhedonia and depressive behaviors<sup>9,11,12</sup>. However, little is known about how mental health influences diet

quality in the rural world, let alone in the context of the COVID-19 pandemic confinement. The rural population has less access than the urban population to basic services. It is possible that during the pandemic and, especially, during the extensive lockdowns (which affected the movement of food and greater isolation of the population), they could be exposed to a negative quality of food and also have symptoms of appetite and anhedonia. The objective of the present study was to determine the relationship between symptoms of anxiety and/or anhedonia and diet quality during confinement due to COVID-19 in rural populations in Latin America.

### Methods

A multicentric, cross-sectional study was conducted between 15 April and 4 May 2020. The present manuscript depicts a secondary analysis of data collected for the approved study on 'Anxiety, anhedonia and food consumption during the pandemic in Ibero-America'.

### Participants

Citizens invited to take part in the study were from 11 participating countries: Argentina, Chile, Colombia, Costa Rica, Ecuador, Guatemala, Panama, Paraguay, Peru, Uruguay and Mexico. All participants in the primary study ( $n = 10\,552$ ) were asked if they lived in an urban or rural area, the latter being selected for the present analysis. All the participants had to be aged over 18 years



and accept the informed consent before accessing the online survey. Exclusion criteria were as follows: pregnant and/or breastfeeding (first 4 months); receiving pharmacological treatment or psychotherapy for depression, anxiety disorders, stress and/or mood disorders; and receiving nutritional management prescribed for the treatment of pathologies.

### **Procedures**

All participants voluntarily and anonymously completed the survey through different social media platforms and networks such as Facebook, Instagram and Twitter, and through personal as well as corporate email accounts. The survey was conducted using Google Forms. It was applied once and was self-administered. In order to determine the minimum number of participants to be surveyed by country, sample sizes were calculated on the basis of the statistical analyses of association and comparison according to the groups to be studied, using the software G\*Power v3.1<sup>13</sup>.

### **Virtual survey**

The virtual survey consisted of questions extracted from validated instruments designed to assess diet quality and mental health of participants. Three instruments were included: a food intake questionnaire, the Beck Anxiety Inventory (BAI) and the Snaith–Hamilton Pleasure Scale (SHAPS) for assessing the presence of anhedonia. In addition, open-ended questions were included in order to evaluate sociodemographic characteristics of the participants.

**Beck Anxiety Inventory:** To evaluate anxiety symptoms, the validated Spanish version of the BAI was adapted<sup>14</sup>. The psychometric properties of the instrument in the Chilean population have been evaluated with the sample of this study by the authors of this research (Cronbach's  $\alpha=0.929$ ; four-factor model fit indexes IFC=0.93, TLI=0.918, RMSEA=0.063, SRMR=0.041). The BAI is a useful tool to assess the physiological (somatic) and cognitive aspects of anxiety that a person may have experienced in the week before its application. The questionnaire consists of 21 questions, providing a range of scores between 0 and 63. Each item is scored from 0 to 3, with the score 0 corresponding to 'Not at all' 1 to 'Mildly, but it didn't bother me much', 2 to 'Moderately – it wasn't pleasant at times' and the score 3 to 'Severely – it bothered me a lot'. According to the latest edition of the original manual, the study authors interpreted the BAI scores, which propose the cut-off points that define different levels of severity of anxiety symptoms. The cut-off points were 0–7 minimal anxiety, 8–15 mild anxiety, 16–25 moderate anxiety, and 26–63 severe anxiety<sup>15</sup>. These scores were extracted from the Spanish adaptation of the BAI.

**Snaith–Hamilton Pleasure Scale:** SHAPS is a rapid screening battery made for assessing the presence of anhedonia, namely the inability to experience pleasure. The Spanish-translated version of SHAPS was applied in the Mexican population<sup>16</sup> with Alpha Cronbach's  $\alpha$  values of 0.77. The psychometric properties of the instrument in the Chilean population have been evaluated recently by the authors of this research (Cronbach's  $\alpha=0.904$ ; four-factor

model fit indexes IFC=0.959; TLI=0.947; RMSEA=0.057; SRMR=0.034). This scale considers 14 sentences with a brief description of situations or pleasant sensations related to the last days and a scale of four possible answers among which the subject must indicate with an 'X' the one that best describes him/her: 'Totally disagree', 'Disagree', 'Agree', 'Totally agree'. Any 'Agree' response is scored as 0 and any 'Disagree' response is scored as 1. The original scoring was used to investigate the proportion of participants that could be classified anhedonic (original SHAPS score  $>2$ )<sup>17,18</sup>.

**Food frequency questionnaire:** To evaluate food consumption, a previously validated food frequency questionnaire with closed-ended questions was applied<sup>19,20</sup>. A total of 25 experts participated in the expert judgement; the questionnaire was developed using the Delphi method. To assess the validity of the questionnaire used in this study, the Cronbach's alpha was calculated, which was 0.77.

Diet quality was evaluated using a questionnaire consisting of 13 multiple-choice questions, specially designed to determine eating habits. The Food Quality Survey included two subscales: 'Healthy eating habits' and 'Unhealthy eating habits'. The first subscale consisted of eight questions, with a minimum score of 1, an intermediate score of 3 and a maximum score of 5 for each question (Likert-type scale). The score indicated frequency of healthy habits and frequency of consumption of recommended food groups (fruits, vegetables, dairy products, eggs, meat, legumes, breakfast and bread). Each question was scored from 'no consumption' (1 point), 'consumption is lower than recommended' (3 points), to 'suggested daily/weekly portions' (5 points). This gave a score for the total of the answers on this subscale, which varied from 8 to 40 points (a higher value indicated better eating habits). The second subscale, 'Unhealthy eating habits', consisted of five questions, with a minimum score of 1, an intermediate score of 3 and a maximum score of 5 per question (Likert-type scale). The questions indicated foods or food groups identified as promoting chronic non-communicable diseases (pizza, fried foods, alcohol, pastries, sugary drinks), as well as the frequency of their consumption. Each question was scored from 'inadequate eating habits' (1 point) to 'does not consume' (3 or 5 points as appropriate). For unhealthy foods, the scores were reversed – 'frequently consumes' (1 point), 'occasional consumption' (3 points), 'does not consume' 5 points – giving a score for the total of the answers on this subscale, which varied from 5 to 25 points (a higher value indicated better eating habits). Finally, both scales were added up for the final score (13 to 65 points).

### **Statistical analysis**

The statistical software Jamovi v1.6 (Jamovi Project; <http://www.jamovi.org>). To analyze the association between diet quality and anhedonia or anxiety in the rural context, a linear regression model was implemented. In the models, diet quality was included as a dependent variable and anhedonia and anxiety as independent variables. The model was adjusted by biological sex (male, female), age (years), level of education

(primary/secondary, university), confinement (yes, no), availability of basic public services (some, all) and country ( $LR\chi=65.51$ ,  $df=18$ ,  $p<0.001$ ,  $R^2=0.088$ ). The analysis was performed using R (R Core Team; <http://www.r-project.org>) and RStudio (RStudio; <http://www.rstudio.com>). Models were fitted using the root mean square and figures plotted using ggplot2<sup>21,22</sup>.

### Ethics approval

The study followed the Declaration of Helsinki regarding work involving humans and agreed with the Singapore Statement on Research Integrity. The study was approved by the Scientific Ethics Committee of the Universidad de Las Americas, Chile, number 2020001, and was reviewed by committees of the participating

countries.

## Results

### General characteristics of the sample

The sample included 708 people from rural areas in 11 Latin American countries, including Argentina, Chile, Colombia, Costa Rica, Ecuador, Guatemala, Mexico, Panama, Paraguay, Peru and Uruguay. Most participants were young, highly educated females (Table 1). More than half of the participants were working and were confined at the time of the survey (Table 1). About 80% of the households had all basic services including drinking water, electric lighting and gas supply (Table 1).

**Table 1: General characteristics of the study sample**

Variable	Value
Biological sex, <i>n</i> (%)	570 (80.51)
Female	570 (80.51)
Male	138 (19.49)
Age (years)	
Mean±SD	33.16±12.48
Median (IQR)	20.00 (23–73)
Level of education, <i>n</i> (%)	
Primary/secondary	81 (11.44)
Higher education	627 (88.56)
Working, <i>n</i> (%)	
No	305 (43.08)
Yes	403 (56.92)
Country, <i>n</i> (%)	
Argentina	46 (6.50)
Chile	104 (14.69)
Colombia	25 (3.53)
Costa Rica	93 (13.14)
Ecuador	90 (12.71)
Guatemala	73 (10.31)
Mexico	97 (13.70)
Panama	76 (10.73)
Paraguay	31 (4.38)
Peru	31 (4.38)
Uruguay	42 (5.93)
Basic services, <i>n</i> (%)	
Some	133 (18.70)
All	575 (81.30)
Confinement, <i>n</i> (%)	
Yes	659 (93.08)
No	49 (6.92)

IQR, interquartile range. SD, standard deviation.

### Diet quality, anhedonia and anxiety

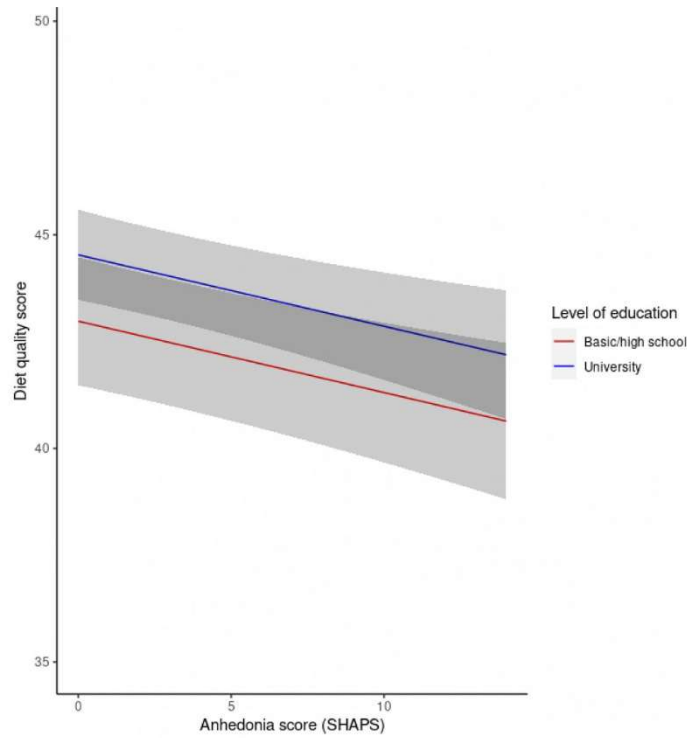
In order to analyze the association between diet quality, anhedonia and anxiety in the rural context, the authors implemented a regression model with diet quality as a dependent variable. The model was adjusted by biological sex, age, level of education, confinement, availability of basic public services and country (see

Methods). It was found that diet quality was inversely associated with anhedonia ( $F=11.98$ ,  $p<0.001$ ) and anxiety ( $F=9.11$ ,  $p=0.003$ ) (Table 2). The lower the score of diet quality, the higher the score of anhedonia; that is, anhedonia was related to a poorer diet quality (Fig1). Similarly, the lower the score of diet quality, the higher the score of anxiety; that is, anxiety was related to a poorer diet quality (Fig2).

Table 2: Diet quality, anhedonia and anxiety, based on rural Latin American sample (n=708), surveyed April–May 2020<sup>†</sup>

Variable	Value
Diet quality	
Mean±SD	43.14±5.02
Median (IQR)	43 (40–46)
Not healthy, n (%)	287 (40.54)
Healthy, n (%)	421 (59.46)
Anhedonia	
Mean±SD	2.5±3.87
Median (IQR)	1.0 (0–3)
No, n (%)	491 (69.35)
Yes, n (%)	217 (30.65)
Anxiety	
Mean±SD	13.8±12.14
Median (IQR)	11.0 (4–20)
Mild anxiety, n (%)	166 (23.45)
Minimal anxiety, n (%)	276 (38.98)
Moderate anxiety, n (%)	152 (21.47)
Severe anxiety, n (%)	114 (16.10)

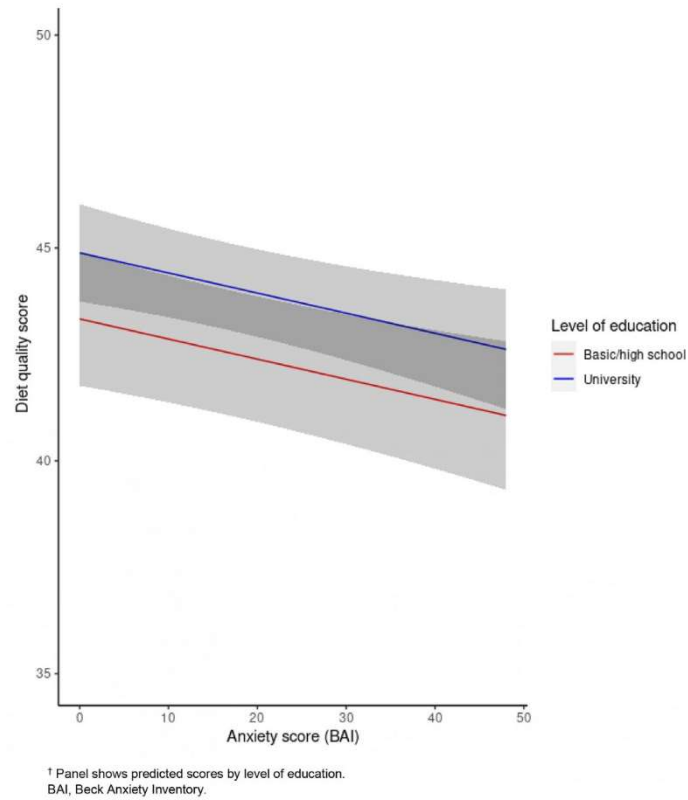
<sup>†</sup> Diet quality, anhedonia and anxiety were evaluated using three validated questionnaires (see Methods). IQR, interquartile range. SD, standard deviation.



<sup>†</sup> Panel shows predicted scores by level of education. SHAPS, Snaith–Hamilton Pleasure Scale.

Figure 1: Association between diet quality and anhedonia, based on rural Latin American sample (n=708), surveyed April–May 2020.<sup>†</sup>



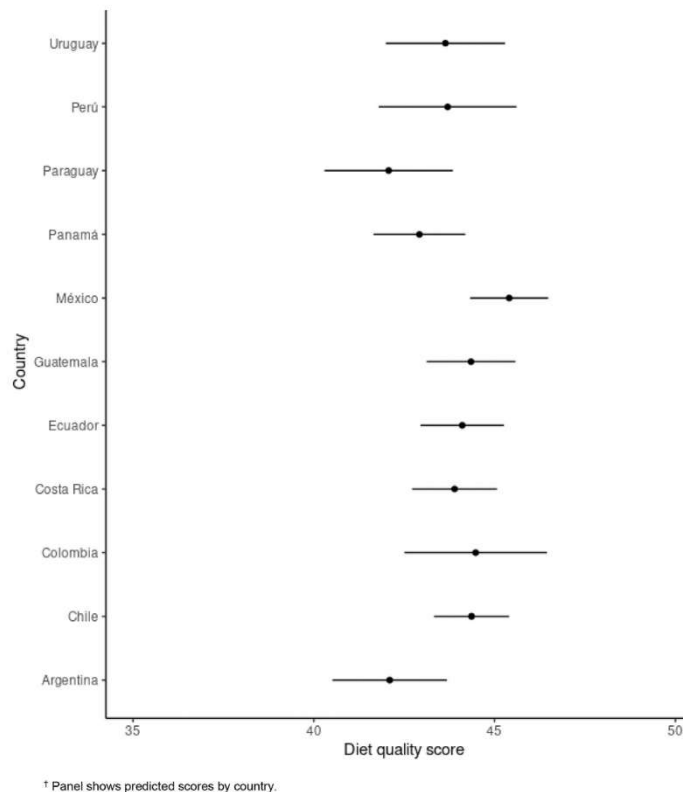


**Figure 2: Association between diet quality and anxiety, based on rural Latin American sample ( $n=708$ ), surveyed April–May 2020.<sup>†</sup>**

***Diet quality and covariates***

Diet quality was also associated with biological sex ( $F=4.75$ ,  $p=0.030$ ), level of education ( $F=7.00$ ,  $p=0.008$ ) and country ( $F=2.35$ ,  $p=0.001$ ). In this way, males and people with less education showed lower scores for diet quality than did females

and highly educated people, respectively, suggesting that they have a poorer diet quality. Differences in diet quality by country are shown in Figure 3. By contrast, diet quality was not associated with age ( $F=0.57$ ,  $p=0.451$ ), work ( $F=0.68$ ,  $p=0.410$ ), type of quarantine ( $F=2.10$ ,  $p=0.148$ ) or no availability of public services ( $F=2.70$ ,  $p=0.101$ ).



**Figure 3: Association between diet quality and country, based on rural Latin American sample ( $n=708$ ), surveyed April–May 2020.†**

## Discussion

At the time of writing, there were few studies addressing aspects related to diet and mental health among rural population. In this study, the main result shows that, among rural populations in Latin America, diet quality is associated with anxiety and anhedonia. In these populations, a lower diet quality is also associated with low level of education, and it was higher in men than in women.

In the context of the COVID-19 pandemic, actions taken in the field of public policies, such as confinement, are meant to protect individuals, especially the most susceptible ones, such as elderly people and those with chronic non-communicable diseases. These actions, although necessary, have negative implications for people, such as an increase in sedentary lifestyle, stress<sup>23</sup> and the facilitation of unhealthy eating, leading to weight gain and favoring the occurrence of obesity-related non-communicable diseases. The effects of confinement on people living in rural areas were likely overshadowed, because official information from the governments or media is focused only on large cities.

In a study conducted among the Chilean population ( $n=1725$ ) during the pandemic, in which the same surveys about anhedonia and anxiety were applied, significant correlations between the consumption of fried food and the perception of body weight gain were observed. In addition, anxiety was increased by the consumption of fried food<sup>24</sup>. Conversely, a study in a rural Italian population during the pandemic ( $n=359$ ) showed a significant increase in the daily consumption of carbohydrates, all fresh vegetables, healthy vegetable oils, milk and yoghurts, alcoholic

drinks, sugars and sweets, and coffee. The weekly consumption of lean meat, cured meats (other than ham), cheeses, eggs, nuts and mixed seed oils significantly increased, while the weekly intake of fish, mussels and legumes significantly decreased during lockdown; in addition, dietary quality index was reduced<sup>25</sup>. Another study, conducted in the USA and also focused on a rural population, showed that alcohol consumption increased among women with young children<sup>26,27</sup>.

It is likely that reduced access to healthy eating due to price rises, decreases in supply, lower incomes because of unemployment or job loss, and purchase restrictions<sup>28,29</sup>, may ultimately affect an adequate diet and favor the consumption of foods with a more satiating effect, such as bread, sugary drinks, baked goods and street food, which are low-cost, highly palatable and very affordable foods<sup>30</sup>. The authors have previously shown that there is high consumption of sugary drinks during a pandemic in an Ibero-American multicentric study. Among the factors associated are being male, having lower education and living in a rural area<sup>31</sup>.

These circumstances can lead to a Western-type diet that may promote obesity<sup>32</sup>, non-communicable diseases and cardiometabolic diseases<sup>33</sup>. Obesity is characterized by favoring the development of metabolic disorders and chronic low-grade systemic inflammation, which causes a pro-inflammatory microenvironment, further aggravating the production of cytokines and the risk of cytokine storm response during SARS-CoV2 sepsis. Furthermore, metabolic deregulation is closely related to an impaired immune system and an altered response to viral



infection, which can lead to a greater susceptibility to infections, and greater duration and severity of disease<sup>34</sup>. Given these unfavorable conditions caused by obesity and its response to COVID-19, the policies and programs for promoting healthy eating and healthy lifestyles appear to be the best options.

Education level in the present study was an important predictor of food quality. Similar results have been found in other studies, as in the case of a prospective cohort study showing that a higher education level and favorable characteristics related to lifestyle, (including practicing physical activity and not smoking) predicted, at the beginning of the study, an increase in healthier dietetic patterns during 4 years of follow-up<sup>35</sup>. A cross-sectional observational study conducted with Brazilian adults showed that the lowest intake of some nutrients (calcium and vitamins A, C and D) was associated with a lower education level; the authors emphasized the promotion of healthy eating to counteract these deficiencies<sup>36</sup>.

It is important to note that reducing the consumption of food with pro-inflammatory properties, such as added sugars (sugary drinks and baked goods) and saturated fats (sausages/cured meats), and possibly increasing the consumption of food rich in unsaturated fatty acids with well-known anti-inflammatory properties, could represent a useful strategy to face this pandemic<sup>37</sup>. In a systematic review that assessed dietary intake in low- and middle-income countries, authors compared diet quality using socioeconomic level, which is strongly related to education level; it was found that people of high socioeconomic level were associated with greater consumption of fruits and/or vegetables, better diet quality and greater food diversity<sup>38</sup>. Among rural populations, 56% of this population worldwide do not have access to basic healthcare services<sup>39</sup>, supporting the present authors' hypothesis of the emerging attention required by this group, both in Latin America and at the global level.

In addition, the pandemic is expected the increase of rural poverty and informal work, especially in low-income countries, even exceeding 90%. The lockdowns in rural areas, although probably not as strict as in urban areas, could restrict both work-related movements and the ability to return home, sometimes leaving people stranded and excluded from family support. Women in rural areas have been strongly affected because they are an

important group of service workers and participate in informal jobs.

This study also found that women have a better quality of diet than men. Previous studies have observed variations in the dietary consumption of men and women and have been related to aspects of health such as weight change<sup>40</sup> and cognitive function<sup>41</sup>. Other studies have reported greater problems with diet in women, but this has been done specifically in regards to the prevalence of food insecurity in these groups<sup>42,43</sup>. Therefore, men and women require differentiated attention in dietary recommendations and public care policies.

Among the weaknesses of this study, are that, because this was an online study, people who answered the instrument tended to be younger and with a higher level of education, and internet connectivity. Although people with less schooling had higher values of anxiety and anhedonia, these values did not reach significance for representing a reduced group. Finally, because this is a cross-sectional study, the authors cannot speak of causality, but only of association; therefore, it is recommended to conduct more studies on these topics.

Among the strengths of this study are the internationally validated surveys, allow comparison of results with those of other groups. Another strength is the number of survey responses for a rural population in Latin America – this study is one of the first of its kind. Finally, a higher proportion of women than men participated in the survey. This is probably because it was a survey that generated greater interest in women.

## Conclusion

In this study, people with a lower level of education and lower diet quality in rural populations of Latin America indicated more anhedonia and anxiety during the COVID-19 pandemic, which will have consequences in the medium- to long term – particularly among women, who were the majority in this sample. It is necessary to conduct educational campaigns so that populations adopt healthy lifestyles during confinement.

## Acknowledgements

We acknowledge Jorge Morales for his collaboration in the making of the figures.

## REFERENCES:

- 1 Crochemore-Silva I, Knuth AG, Wendt A, Nunes BP, Hallal PC, Santos LP, et al. Physical activity during the COVID-19 pandemic: a population-based cross-sectional study in a city of South Brazil. *Ciencia Saude Coletiva* 2020; **25(11)**: 4249-4258. DOI link, PMID:33175034
- 2 Wang C, Pan R, Wan X, Tan Y, Xu L, Ho CS, et al. Immediate psychological responses and associated factors during the initial stage of the 2019 coronavirus disease (COVID-19) Epidemic among the general population in China. *International Journal of Environmental Research and Public Health* 2020; **17(5)**: 1729. DOI link, PMID:32155789
- 3 Scarmozzino F, Visioli F. Covid-19 and the subsequent lockdown modified dietary habits of almost half the population in an Italian sample. *Foods* 2020; **9(5)**: 675. DOI link, PMID:32466106
- 4 Samuel J, Rahman MM, Ali GGMN, Samuel Y, Pelaez A, Chonget PHJ, al. Feeling positive about reopening? New normal scenarios from COVID-19 US reopen sentiment analytics. *IEEE Access* 2020; **8**: 142173-142190. DOI link, PMID:34786280
- 5 International Labour Organization. *Rural sector and local development in Latin America and the Caribbean*. [In Spanish].



Available: web link (Accessed 17 April 2021).

- 6** Dirven M. *A new definition of rural in Latin America and the Caribbean in the framework of the FAO for a collective reflection to define lines of action to reach 2030 with a different rural environment*. [In Spanish]. 2019. Available: web link (Accessed 10 April 2021).
- 7** Das S, Rasul MG, Hossain MS, Khan Ar-R, Alam MA, Ahmed T, et al. Acute food insecurity and short-term coping strategies of urban and rural households of Bangladesh during the lockdown period of COVID-19 pandemic of 2020: report of a cross-sectional survey. *BMJ Open* 2020; **10(12)**: e043365. DOI link, PMID:33310813
- 8** Ho D, Verdejo-García A. Interactive influences of food, contexts and neurocognitive systems on addictive eating. *Progress in Neuro-psychopharmacology and Biological Psychiatry* 2021; **110**: 110295. DOI link, PMID:33657421
- 9** Coker CR, Keller BN, Arnold AC, Silberman Y. Impact of high fat diet and ethanol consumption on neurocircuitry regulating emotional processing and metabolic function. *Frontiers in Behavioral Neuroscience* 2020; **14**: 601111. DOI link, PMID:33574742
- 10** Meller F de O, Manosso LM, Schäfer AA. The influence of diet quality on depression among adults and elderly: a population-based study. *Journal of Affective Disorders* 2021; **282**: 1076-1081. DOI link, PMID:33601680
- 11** Strine TW, Mokdad AH, Dube ST, Balluz LS, Gonzalez O, Berry JT, et al. The association of depression and anxiety with obesity and unhealthy behaviors among community-dwelling US adults. *General Hospital Psychiatry* 2008; **30(2)**: 127-137. DOI link, PMID:18291294
- 12** Boldarine VT, Pedroso AP, Neto NIP, Dornellas APS, Nascimento CMO, Oyama LM, et al. High-fat diet intake induces depressive-like behavior in ovariectomized rats. *Scientific Reports* 2019; **9(1)**: 10551. DOI link, PMID:31332243
- 13** Faul F, Erdfelder E, Lang AG, Buchner A. G\*Power 3: a flexible statistical power analysis program for the social, behavioral, and biomedical sciences. *Behavior Research Methods* 2007; **39(2)**: 175-191. DOI link, PMID:17695343
- 14** Magán I, Sanz J, García-Vera MP. Psychometric properties of a Spanish version of the Beck Anxiety Inventory (BAI) in general population. *The Spanish Journal of Psychology* 2008; **11(2)**: 626-640. DOI link, PMID:18988448
- 15** Berk M, Williams LJ, Jacka FN, O'Neil A, Pasco JA, Moylan S, et al. So depression is an inflammatory disease, but where does the inflammation come from? *BMC Medicine* 2013; **11(1)**: 1-16. DOI link, PMID:24228900
- 16** Fresán A, Berlanga C. Validation of the Snaith-Hamilton Pleasure Scale (SHAPS) for anhedonia. [In Spanish]. *Actas españolas Psiquiatria* 2013; **41(4)**: 227-231.
- 17** Assogna F, Cravello L, Caltagirone C, Spalletta G. Anhedonia in Parkinson's disease: a systematic review of the literature. *Movement Disorders* 2011; **26(10)**: 1825-1834. DOI link, PMID:21661052
- 18** Franken IHA, Rassin E, Muris P. The assessment of anhedonia in clinical and non-clinical populations: further validation of the Snaith-Hamilton Pleasure Scale (SHAPS). *Journal of Affective Disorders* 2007; **99(1-3)**: 83-89. DOI link, PMID:16996138
- 19** Samuel DA, Valdés BP, Godoy AC, Herrera TV. Eating habits and physical condition of physical education students. *Revista Chilena de Nutrición* 2014; **41(3)**: 251-259. DOI link
- 20** Durán Agüero S, Candia P, Pizarro Mena R. Content validity of Food Quality Survey of Elderly (FQSE). *Nutrición Hospitalaria* 2017; **34(5)**: 1311-1318. DOI link, PMID:29280645
- 21** Frank E Harrell Jr. *rms: Regression Modeling Strategies. R package version 6.2-0*. 2021. Available: web link (Accessed 18 February 2022).
- 22** Wickham H. *ggplot2: elegant graphics for data analysis*. New York: Springer-Verlag, 2016. DOI link
- 23** Mattioli AV, Ballerini Puviani M, Nasi M, Farinetti A. COVID-19 pandemic: the effects of quarantine on cardiovascular risk. *European Journal of Clinical Nutrition* 2020; **74(6)**: 852-855. DOI link, PMID:32371988
- 24** Landaeta-Díaz L, Medina-González G, Durán-Agüero S. Anxiety, anhedonia and food consumption during the COVID-19 quarantine in Chile. *Appetite* 2021; **164**: 105259. DOI link, PMID:33857546
- 25** Cicero AFG, Fogacci F, Giovannini M, Mezzadri M, Grandi E, Borghi C, et al. COVID-19-related quarantine effect on dietary habits in a northern Italian rural population: data from the Brisighella Heart Study. *Nutrients* 2021; **13(2)**: 309. DOI link, PMID:33499027
- 26** Glenister KM, Ervin K, Podubinski T. Detrimental health behaviour changes among females living in rural areas during the COVID-19 pandemic. *International Journal Environmental Research and Public Health* 2021; **18(2)**: 1-15. DOI link, PMID:33467693
- 27** Wang C, Horby PW, Hayden FG, Gao GF. A novel coronavirus outbreak of global health concern. *Lancet* 2020; **395(10223)**: 470-473. DOI link
- 28** Bejarano-Roncancio JJ, Samacá-Murcia L, Morales-Salcedo IS, Pava-Cárdenas A, Cáceres-Jeréz ML DAS. Characterization of food security in Colombian families during confinement by COVID-19. [In Spanish]. *Revista Española de Nutrición Comunitaria* 2020; **26(4)**: 235-241.
- 29** Turetta APD, Bonatti M, Sieber S. Resilience of Community Food Systems (CFS): co-design as a long-term viable pathway to face crises in neglected territories? *Foods* 2021; **10(3)**: 521. DOI link, PMID:33801481
- 30** Durán-Agüero S, Arboleda LM, Velásquez Vargas JE, et al. Characterization of street food consumption according to age, multicentric study. *Revista Española de Nutrición Humana y Dietética* 2018; **22(3)**: 243-250. DOI link
- 31** Meza-Miranda E, Núñez-Martínez B, Durán-Agüero S, Pérez-Armijo P, Cavagnari M, Brian, Córdón-Arrivillaga K, et al. Sugar-sweetened beverage consumption during the Covid-19 pandemic in twelve Ibero-American countries: a cross-sectional study. *Revista Chilena de Nutrición* 2021; **48(4)**: 569-577. DOI link

- 32** GBD 2017 Diet Collaborators. Health effects of dietary risks in 195 countries, 1990-2017: a systematic analysis for the Global Burden of Disease Study 2017. *Lancet* 2019; **393(10184)**: 1958-1972. DOI link
- 33** Rezagholizadeh F, Djafarian K, Khosravi S, Shab-Bidar S. A posteriori healthy dietary patterns may decrease the risk of central obesity: findings from a systematic review and meta-analysis. *Nutrition Research* 2017; **41**: 1-13. DOI link, PMID:28577788
- 34** Cava E, Neri B, Carbonelli MG, Riso S, Carbone S. Obesity pandemic during COVID-19 outbreak: narrative review and future considerations. *Clinical Nutrition* 2021; **40(4)**: 1637-1643. DOI link, PMID:33765600
- 35** Thorpe MG, Milte CM, Crawford D, McNaughton SA. Education and lifestyle predict change in dietary patterns and diet quality of adults 55 years and over. *Nutrition Journal* 2019; **18(1)**: 67. DOI link, PMID:31699092
- 36** Cembranel F, Wagner KJP, González-Chica DA, d'Orsi E. Education and income levels are associated with energy and micronutrient intake. *International Journal for Vitamin and Nutrition Research* 2020; **90(3-4)**: 228-238. DOI link, PMID:30789806
- 37** Billingsley HE, Carbone S, Lavie CJ. Dietary fats and chronic noncommunicable diseases. *Nutrients* 2018; **10(10)**: 1385. DOI link, PMID:30274325
- 38** Mayén A-L, Marques-Vidal P, Paccaud F, Bovet P, Stringhini S. Socioeconomic determinants of dietary patterns in low- and middle-income countries: a systematic review. *American Journal of Clinical Nutrition* 2014; **100(6)**: 1520-1531. DOI link, PMID:25411287
- 39** United Nations. *More than half of the rural population does not have access to medical services*. [In Spanish]. Available: web link (Accessed 19 April 2021).
- 40** Vinke PC, Navis G, Kromhout D, Corpeleijn E. Age- and sex-specific analyses of diet quality and 4-year weight change in nonobese adults show stronger associations in young adulthood. *Journal of Nutrition* 2020; **150(3)**: 560-567. DOI link, PMID:31687774
- 41** Milte CM, Ball K, Crawford D, McNaughton SA. Diet quality and cognitive function in mid-aged and older men and women. *BMC Geriatrics* 2019; **19(1)**: 361. DOI link, PMID:31864295
- 42** Leung CW, Tester JM. The association between food insecurity and diet quality varies by race/ethnicity: an analysis of national health and nutrition examination survey 2011-2014 results. *Journal of the Academy of Nutrition and Dietetics* 2019; **119(10)**: 1676-1686. DOI link, PMID:30579633
- 43** Campos JM, Akutsu RCCA, Silva ICR, Oliveira KS, Monteiro R. Gender, food and nutrition security and vulnerability: the Thousand Women Program in focus. [In Spanish]. *Ciencia Saude Coletiva* 2020; **25(4)**: 1529-1538. DOI link, PMID:32267453

This PDF has been produced for your convenience. Always refer to the live site <https://www.rrh.org.au/journal/article/6909> for the Version of Record.